

Exhibition planner template

Directions to work with this template:

- Create your own copy of this template.
- Please fill in the sections as directed by the italicized prompts.

THINKING ABOUT MY EXHIBITION

Name:	Start date:
Mentor(s):	End date:
Teachers:	

Starting the exhibition process

Reflect and comment on the following: Thinking about discussions I have had surrounding local and global issues and opportunities (discussions with peers, teachers, mentor(s), and members of the learning community and beyond).

My exhibition inquiry

My chosen local and global issue or opportunity to explore (as a grade level, as a class, as a group or individual).

My interests, ideas, passions, strengths and experiences connected to local and global issues and opportunities.

What I already know and what I would like to know more about.

EXHIBITION PLANNING

Transdisciplinary theme(s):

Lines of inquiry

Central idea:

Learning goals

*What do I want to learn?
(knowledge, skills and
conceptual understandings).*

Key concepts

Related concept:

Action *(action that I might
already have in mind in repc
to my inquiries).*

Approaches to learning *(skills that I
will further develop and demonstrate).*

Success criteria

*How will I learn it? How will
I know I have learned it?*

**My timeline (plan
and check):** *I have
began to develop my
timeline with support
from my teachers and
peers.*



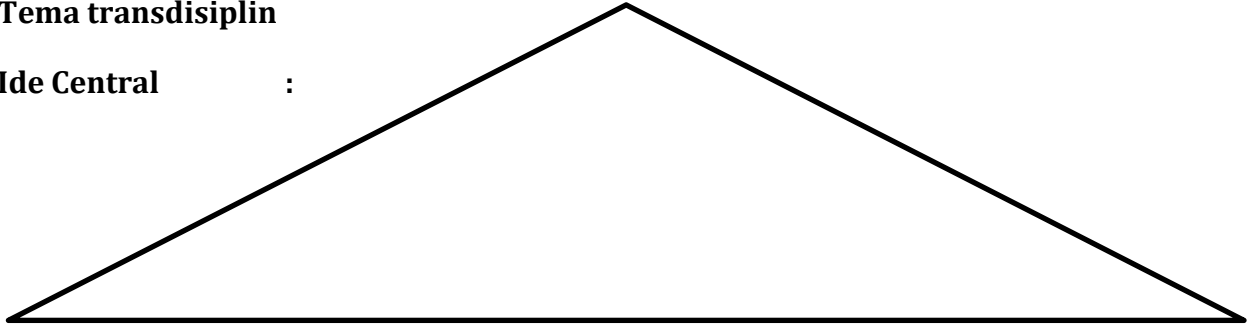
Learner profile *(learner profile
attributes that I will further develop
and demonstrate).*

Tema Transdisiplin :

Elemen yang terkait :

Tema transdisiplin

Ide Central :



Konsep utama terkait isu yang saya minati

Kata-kata kunci dari isu-isu yang saya minati:

Isu-isu yang menarik perhatian saya, yang dapat saya kembangkan berkaitan dengan isu local dan global:

Rencana/ aksi yang akan saya lakukan terkait isu-isu di atas:

INQUIRING

Name:

Mentor(s):

Teachers:

Collaboration: *Who am I going to collaborate with during the exhibition process? (peers, teachers, mentors, members of the learning community and How am I going to collaborate?*

My questions:

Resources: *(time, people, places, technologies, learning spaces, physical materials)*
What resources do I need to be successful and how will I use and organize them?

Self assessment

My exhibition inquiry: *(research and investigations)*

Action *(action that I might already have in mind in response to my inquiries).*

Approaches to learning *(skills that I will further develop and demonstrate).*

Learner profile *How am I developing and demonstrating the learner profile attributes?*

Reflections: *(after meeting with teachers, mentors and peers)*

My timeline : *(review and update)*
I am achieving my exhibition milestones based on my timeline.



SHARING MY EXHIBITION

Name:

Mentor(s):

Teachers:

Collaboration: *Who am I sharing exhibition with? How am I sharing it?*

My plan for sharing the exhibition: *(product and process: planning and presenting my learning).*

MY REFLECTIONS

Exhibition reflections:

- *My exhibition (process and journey)—What did I enjoy? What did I find challenging?*
- *My sharing experience (product)—What worked well? What would I do differently?*
- *Reflections on feedback from: teacher, mentor, peers, learning community*

Approaches to learning (*Skills that I have further developed and demonstrated*).

Learner profile (*Learner profile attributes that I have further developed and demonstrated*).

Action (*My reflections on action*)

Learning goals and success criteria

Did I achieve what I wanted to learn? How do I know? What would I still like to learn?

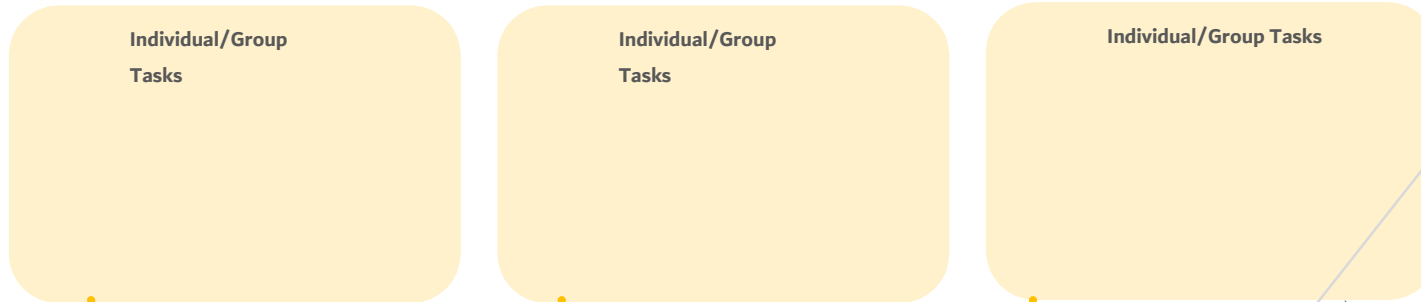
Next steps

MY TIMELINE



Exhibition milestones tracking



My exhibition milestones
*What are my key project milestones?
I have recorded these on my timeline*



- Specific number of weeks, alongside units of inquiry or over a longer period (months)
- Fill in depending on the timeframe/length of your exhibition.



My planned check-ins with teacher & mentor
*When are the best times to regularly meet with my mentor?
I have recorded these on my timeline.*

